



# **PERSONAL PROTECTIVE EQUIPMENT (PPE) DETECTION AT CONSTRUCTION SITE**

**JEEVESH NANDAN**

**VIVEK KUMAR**

DEPARTMENT OF INFORMATION TECHNOLOGY SCHOOL OF COMPUTING

**Internal Guide**

**MS. D. RAMALAKSHMI, M.E.**

Head of the Department

**Dr. R. SUBHASHINI, M.E., Ph.D.**

## **ABSTRACT**

The "PPE Detection at Construction Sites" project presents an innovative solution to enhance safety and compliance in the construction industry. Personal Protective Equipment (PPE) is vital in preventing workplace accidents and injuries, yet ensuring its proper usage has been a persistent challenge. This project leverages cutting-edge computer vision and artificial intelligence technologies to automatically detect and assess PPE compliance among workers on construction sites.

Our system utilizes advanced image processing algorithms to analyze real-time video feeds from strategically positioned cameras across the construction site. It identifies workers and evaluates whether they are wearing the necessary PPE, such as helmets, vests, goggles, gloves, and more. In cases of non-compliance, the system generates alerts for immediate intervention, ensuring a proactive approach to safety management.

The implementation of this system offers numerous benefits, including the prevention of accidents, improved safety culture, reduced liability, and increased regulatory compliance. By seamlessly integrating technology with on-site safety practices, our PPE Detection system revolutionizes safety management, setting new standards for the construction industry and demonstrating the potential of AI in safeguarding workers' well-being.

## CHAPTER 1

### INTRODUCTION

The construction industry is notorious for its inherent risks and safety challenges. Accidents and injuries are an unfortunate, yet all too common, aspect of the job. One critical factor in mitigating these risks is ensuring that workers wear the appropriate Personal Protective Equipment (PPE). Inadequate PPE usage can lead to severe injuries or even fatalities. Recognizing the importance of PPE compliance and the need for a proactive approach to ensure it, we have embarked on a project titled "PPE Detection at Construction Sites."

Personal Protective Equipment (PPE) plays a pivotal role in safeguarding workers across diverse industries from occupational hazards and ensuring their safety and well-being. In environments where potential risks exist, such as construction sites, manufacturing plants, healthcare facilities, and more, the correct and consistent use of PPE significantly reduces the likelihood of accidents, injuries, and even fatalities. However, ensuring compliance with PPE usage can be challenging, especially in large-scale industrial settings where monitoring adherence manually is impractical. This necessitates the development of automated systems capable of reliably detecting and monitoring the presence of PPE among workers.

The advent of computer vision and deep learning techniques has revolutionized the field of object detection, providing powerful tools for automating tasks that were once reliant on human intervention. One such breakthrough in object detection is the You Only Look Once (YOLO) model, known for its real-time performance and accuracy. By employing deep convolutional neural networks (CNNs) and innovative architectural designs, YOLO offers a holistic solution to object detection tasks, detecting multiple objects within an image or video frame with remarkable speed and precision.

#### **Importance of PPE Detection**

The significance of PPE detection cannot be overstated, particularly in industries characterized by high-risk work environments. PPE serves as the first line of defense against occupational hazards, ranging from physical injuries due to falling objects or machinery to exposure to harmful chemicals, radiation, or biological agents. By donning appropriate PPE, workers mitigate the risk of injury and illness, thereby promoting workplace safety and minimizing the economic and human costs associated with accidents and incidents.

Moreover, regulatory bodies and occupational health and safety standards mandate the use of PPE in many industries, underscoring its non-negotiable importance. Failure to comply with these regulations not only exposes workers to unnecessary risks but also renders organizations liable to fines, penalties, and legal consequences. Consequently, effective monitoring and enforcement of

PPE usage are essential components of occupational safety management systems, ensuring compliance with regulations and fostering a culture of safety within organizations.

Despite the recognized importance of PPE, ensuring consistent adherence to PPE protocols remains a persistent challenge for employers and safety professionals. Traditional methods of monitoring PPE compliance, such as manual inspections or periodic audits, are time-consuming, resource-intensive, and susceptible to human error. Moreover, in large-scale industrial settings with dynamic work environments, real-time monitoring of PPE usage becomes increasingly impractical using conventional methods alone. As a result, there is a growing demand for automated solutions capable of accurately and efficiently detecting PPE among workers, thereby augmenting traditional safety practices and enhancing overall workplace safety.

### **Role of Computer Vision and Deep Learning**

The emergence of computer vision and deep learning technologies has opened up new avenues for automating complex visual tasks, including object detection, recognition, and tracking. Deep learning models, particularly convolutional neural networks (CNNs), have demonstrated remarkable capabilities in extracting meaningful features from images and videos, enabling machines to comprehend and interpret visual data with human-like accuracy. By leveraging vast amounts of annotated data and powerful computational resources, deep learning algorithms can generalize from specific examples to detect objects of interest across diverse contexts and conditions.

In the domain of object detection, YOLO has emerged as a leading paradigm, renowned for its efficiency, accuracy, and real-time performance. Unlike traditional object detection approaches that rely on sliding windows or region proposal techniques, YOLO adopts a unified architecture that simultaneously predicts bounding boxes and class probabilities for multiple objects within a single pass through the network. This "one-shot" detection methodology not only reduces computational overhead but also enables YOLO to achieve impressive detection speeds, making it well-suited for applications requiring rapid and reliable object detection.

By harnessing the capabilities of deep learning and YOLO, our project endeavors to bridge the gap between manual PPE monitoring and automated detection, thereby enhancing workplace safety and compliance management. Through the development of a custom YOLO model trained on annotated PPE datasets, we seek to empower organizations with a scalable and efficient solution for monitoring PPE usage in real-time, thereby reducing the risk of accidents, improving regulatory compliance, and fostering a culture of safety and accountability.

The objective of this project is to harness the power of technology, specifically computer vision and artificial intelligence (AI), to create a cutting-edge solution that improves PPE compliance on construction sites. By leveraging real-time image analysis and machine learning algorithms, our system detects and evaluates whether workers are wearing the required PPE, such as helmets, vests, goggles, gloves, and more. If non-compliance is detected, the system generates immediate alerts for intervention, thereby promoting a culture of safety and compliance.

To accomplish our goals, this project integrates various tools and data sources that are instrumental in making PPE detection at construction sites a reality. In this introduction, we will provide an overview of the key tools and data sources employed in our project.

In the early stages of the "PPE Detection at Construction Sites" project, a crucial step was the utilization of a powerful tool called Labellmg. This open-source, user-friendly graphical image annotation tool played a fundamental role in kick starting our project.

Labellmg enabled us to efficiently label various items within our collected images, a process that is essential for training machine learning models. With this tool, our project team meticulously annotated images captured from construction sites, precisely outlining and labeling the Personal Protective Equipment (PPE) worn by workers. These annotations included bounding boxes around items such as helmets, vests, goggles, gloves, and any other relevant safety gear.

Here's a glimpse of how Labellmg is typically put to use during the initial phases of the project:

**Data Annotation Process:** With Labellmg as our annotation tool of choice, the meticulous process of labeling PPE within our collected images commenced. This task required attention to detail as each item of Personal Protective Equipment worn by workers needed to be precisely outlined and labeled. The annotations included drawing bounding boxes around items such as helmets, vests, goggles, gloves, and any other relevant safety gear. Each annotation served as a vital piece of information for the subsequent training of our object detection model, ensuring that it could accurately identify and localize PPE in real-world scenarios.

**Data Collection:** To initiate the training of our object detection model, we embarked on the process of data collection by amassing a diverse collection of images from various construction sites. These images were strategically selected to encompass a wide range of scenarios, lighting conditions, and situations featuring workers wearing different types of Personal Protective Equipment (PPE). By curating a diverse dataset reflective of real-world conditions, we aimed to enhance the robustness and generalization capabilities of our model, enabling it to effectively detect PPE in a variety of settings.

**Installation and Setup:** The next step in our workflow involved installing and configuring the Labellmg tool on a computer system optimized for image annotation tasks. Labellmg proved to be a versatile and user-friendly tool, compatible with different operating systems and relatively easy to set up. Leveraging its intuitive interface and annotation capabilities, our team was able to streamline the labeling process, ensuring consistency and accuracy across the annotated dataset.

**Saving Annotations:** As each image underwent annotation, Labellmg played a pivotal role in preserving the annotation data in a structured format. The choice of annotation format was guided by the requirements of the machine learning framework selected for model training. Whether it be XML, JSON, or another format, the structured annotations served as the foundational elements upon which our model's understanding of PPE was constructed. By meticulously cataloging the spatial coordinates and class labels of PPE items within the images, Labellmg facilitated the seamless integration of annotated data into our training pipeline.

**Data Preprocessing:** Before diving into training, a bit of housekeeping was in order. We prepared the annotated images and their associated metadata for the model's education. This preparation might include tasks like resizing images, ensuring consistent lighting conditions, and dividing the dataset into subsets for training, validation, and testing. All of this was done to ensure that our model would not only be accurate but also adaptable to real-world scenarios.

## CHAPTER 2

### LITERATURE SURVEY

Serial	Title	Author	Year	Merits	Demerits
01	<u>A Deep Learning Model for Detecting PPE to Minimize Risk at Construction Sites</u>	<u>Ali Taha Ahmed Al Daghan</u>	2021	Risk management for workers	False Positives/Negatives:
02	<u>Automatic Site Inspection System in Construction Sites (ICI-Intelligent Camera Inspection)</u>	<u>Maitha Rashed Al Zaabi</u>	2022	Safety measure Inspection	Model Biases
03	<u>Development of Hard Hat Wearing Monitoring System Using Deep Neural Networks with High Inference Speed</u>	<u>Aleksandr Bakshiev</u>	2020	Empowering workers	Evolving Tactics
04	<u>Safety Helmet Detection Using Deep Learning:</u>	<u>Nigel Dale Then Yung;W. K. Wong</u>	2022	Automating Detection	Overreliance on Technology
05	<u>Safety Gear Compliance Detection Using Data Augmentation</u>	<u>Ryan C. Reyes;Rovenson V. Sevilla</u>	2021	Real-time Assessment	Misinterpretation of Satire or Parody

A literature review is the identification and examining of the existing research work in the chosen field to gain valuable information [1]. Literature review was performed to understand the existing learning algorithms and to choose the suitable method for image classification. When conducting research, a literature review is an essential part of the project because it covers all previous research done on the relative problem statements and sets the platform on which the current research is based. As the study was made to compare algorithms, the literature review was performed to identify the most efficient algorithm of each kind. The algorithms identified were further used in experimentation.

### 2.1 INFERENCES FROM LITREATURE SURVEY

- Diverse Applications:** Our review of the literature indicates that PPE detection is a widely researched area, with applications extending beyond construction. It's being employed in healthcare, manufacturing, and hazardous environments, demonstrating the broad potential for enhancing safety.
- Computer Vision Dominance:** Computer vision and image processing technologies have emerged as the backbone of PPE detection systems. Many studies highlight the efficacy of these tools in identifying and analyzing PPE items in real-time.

3. **Machine Learning Advancements:** The application of machine learning, particularly deep learning techniques, is evident in recent literature. Convolutional Neural Networks (CNNs) and their variations are prevalent for object detection and classification, leading to improved PPE detection accuracy.
4. **Integration of IoT and Wearables:** Some studies discuss the integration of Internet of Things (IoT) devices and wearables in PPE detection. These systems offer real-time data on PPE compliance and worker safety, providing a holistic approach to risk mitigation.
5. **Challenges in Real-World Environments:** The literature underscores the challenges of implementing PPE detection in dynamic, real-world environments. Issues like occlusions, lighting variations, and complex backgrounds are recurring obstacles that researchers are actively addressing.
6. **Privacy and Ethical Concerns:** Several papers touch upon the privacy and ethical concerns associated with PPE detection, especially in healthcare and surveillance applications. Striking the right balance between safety and individual privacy remains an ongoing debate.
7. **Customization for Industry:** Many researchers emphasize the importance of tailoring PPE detection solutions to specific industries. The type of PPE, environmental conditions, and industry-specific regulations are critical factors in determining the system's effectiveness.
8. **Hybrid Approaches:** Some studies explore hybrid approaches that combine different sensor technologies, such as thermal imaging and RFID, with computer vision for improved PPE detection and compliance monitoring.
9. **Regulatory Compliance:** Literature highlights the significance of PPE detection in ensuring regulatory compliance in various industries. The ability to automatically monitor PPE usage aligns with legal requirements and safety standards.
10. **Real-Time Alerting:** Many works stress the importance of real-time alerting mechanisms. Immediate notification to relevant stakeholders upon PPE non-compliance is a common feature in systems discussed in the literature.
11. **Cost-Effectiveness:** The economic viability of implementing PPE detection systems is another aspect explored in the literature. Some studies provide insights into the cost-effectiveness of such solutions, which is a crucial consideration for practical adoption.
12. **Scalability and Deployment Challenges:** Deploying PPE detection systems across a large number of sites or within expansive industrial settings presents scalability and logistical challenges. The literature underlines the need for solutions that can adapt to various deployment scenarios.

In summary, our literature survey has unveiled a dynamic and evolving landscape in the field of PPE detection. It underscores the immense potential for enhancing workplace safety and regulatory compliance across a spectrum of industries. The incorporation of computer vision,

machine learning, IoT, and wearables, as well as the constant pursuit of overcoming real-world challenges, are the hallmarks of this evolving field. These inferences will undoubtedly guide our project as we work towards creating a robust PPE detection system in the construction industry, taking inspiration from the advancements and insights shared in the literature.

Support Vector Machine (SVM) [8] is a non-parametric unsupervised statistical classification method. It can be used to extract land maps. But, this method works on the assumption that there is no information on how to distribute the overall data. At the same time, SVM reduces satellite classification cost, increases speed, and improves accuracy. Maximum method is a supervised statistical approach for recognizing the patterns. It allocates pixels to appropriate classes based on the probability values of the pixels [9].

In general, scene classification techniques can belong to one of the following categories: methods that utilize low-level image features, methods using mid-level image representation, and methods using high-level image features. With methods using low-level visual features, aerial scenes are classified from low-level visual descriptors: spectral, textural, structural, and so on. The local fluctuation of structures in remote sensing images is modeled by Scale Invariant Feature Transform (SIFT) [10] as a local structure descriptor.

The mid-level visual representation methods are another group of methods used for scene representation, which attempt to represent scenes with the statistical representation of high-degree locally extracted image features. They first perform local image feature extraction from local patches, using descriptors such as color histograms or SIFT. Then these features are encoded for composing a mid-level representation for remote sensing images. A commonly used mid-level method is bag-of-visual-words (BoVW) [11].

The third group of techniques for image classification rely on high-level vision information. There are a lot of computer vision assignments that can be successfully solved using deep learning methods: image classification, object recognition, and image retrieval. Compared to the other methods, high-level methods can obtain more abstract and discriminative semantic representations, which results in the achievement of better classification performance. Feature extraction with convolutional neural networks (CNNs), pre-trained on massive datasets [12], accomplishes great performance for aerial scene classification. There are many freely available pre-trained deep CNN architectures: ResNet, DenseNet, Inception, Xception, and so on.



## 2.2 OPEN PROBLEMS IN EXISTING SYSTEM

### 1. False Positives and Negatives:

Issue: False positives occur when the system wrongly detects PPE where there is none. This can lead to unnecessary alerts and operational disruptions. On the other hand, false negatives happen when the system fails to identify actual instances of PPE non-compliance, creating a significant safety risk.

Challenges: Addressing this problem requires a delicate balance between precision and recall in the detection algorithm. Reducing false positives often comes at the cost of an increase in false negatives, and vice versa. Striking the right balance is a persistent challenge.

### 2. Model Biases:

Issue: Machine learning models used in PPE detection systems can inherit biases from the data they are trained on. These biases may lead to uneven performance across different demographic groups or types of PPE. It could inadvertently result in underperformance for certain workers.

Challenges: Mitigating model biases necessitates not only diverse and representative training data but also careful model evaluation and retraining. Ensuring fairness and equity in PPE detection models remains an ongoing concern.

### 3. Misinterpretation of Satire:

Issue: Some PPE detection systems may misinterpret satire or non-serious contexts, leading to false alarms. For instance, in certain settings like entertainment or creative industries, workers may use props or costumes resembling PPE in jest.

Challenges: Building models that can distinguish between genuine PPE usage and satire or non-serious applications is a complex task. It involves developing contextual understanding and better defining the boundaries of detection.

### 4. Wrong Detection:

Issue: Incorrectly identifying PPE items can have serious consequences. For instance, mistaking a non-standard piece of equipment as PPE or failing to detect a critical piece of safety gear jeopardizes worker safety.

Challenges: Achieving high accuracy in PPE detection often relies on having comprehensive datasets for training. This challenge involves curating diverse datasets to encompass various types and conditions of PPE, including non-standard equipment.

### 5. Dynamic Environments:

Issue: PPE detection in dynamic and complex environments, such as construction sites, faces unique challenges. Changes in lighting, weather conditions, and the movement of workers can

significantly affect the system's performance.

Challenges: Adapting to dynamic environments demands real-time adjustments and constant model updates. The development of systems that can maintain accuracy in changing conditions remains a complex engineering problem.

## 6. Privacy Concerns:

Issue: The deployment of PPE detection systems, especially in non-professional or personal settings, raises privacy concerns. Continuous monitoring and image analysis can infringe on individuals' privacy rights.

Challenges: Balancing the need for safety with privacy considerations is a complex ethical and regulatory challenge. Striking a balance that respects individual privacy while ensuring workplace safety is a nuanced task.

## 7. Scalability:

Issue: Scaling PPE detection systems across a range of industries or multiple construction sites is a logistical challenge. Managing and maintaining a network of cameras and analytics tools requires careful planning.

Challenges: Developing scalable solutions that can efficiently monitor PPE compliance in large and diverse environments is an ongoing engineering challenge. It encompasses considerations of cost, infrastructure, and centralized management.

In conclusion, these open problems in existing PPE detection systems underscore the complex and evolving nature of this field. Addressing these issues necessitates a multidisciplinary approach, combining computer vision, machine learning, ethics, and engineering. Finding innovative solutions to these challenges is vital for improving workplace safety and ensuring the responsible use of PPE detection technology.

## CHAPTER 3

### REQUIREMENT ANALYSIS

#### 3.1 FEASIBILITY STUDIES/RISK ANALYSIS OF THE PROJECT

In the realm of occupational safety, the accurate detection and monitoring of Personal Protective Equipment (PPE) play a crucial role in safeguarding workers from workplace hazards. A PPE detection system leveraging the YOLO (You Only Look Once) model presents an innovative approach to automating this task, enabling real-time identification and localization of PPE items within images or video streams. In this requirement analysis, we delineate the functional and non-functional requirements of such a system, aiming to ensure its efficacy, reliability, and usability in diverse industrial settings.

##### 1. Functional Requirements

###### 1.1 Image and Video Input

The system should be capable of accepting both static images and video streams as input for PPE detection. Support for various image and video formats, including common file types such as JPEG, PNG, and MP4, is essential. Additionally, the system should provide mechanisms for capturing live video feeds from surveillance cameras or mobile devices, facilitating real-time monitoring of PPE compliance in dynamic work environments.

###### 1.2 PPE Detection

The core functionality of the system is to detect and localize PPE items within the input images or video frames. Leveraging the YOLO model's object detection capabilities, the system should accurately identify PPE items of interest, including helmets, safety vests, goggles, gloves, and boots. Detection should be performed with high accuracy and efficiency, ensuring reliable identification of PPE items amidst cluttered backgrounds and varying environmental conditions.

###### 1.3 Bounding Box Annotation

Upon detection of PPE items, the system should generate bounding boxes around each detected object, indicating its location within the image or video frame. The bounding boxes should be accurately aligned with the detected PPE items, providing precise spatial information for subsequent analysis and visualization. Additionally, the system should support the annotation of multiple PPE items within a single image or frame, allowing for comprehensive monitoring of workers' safety gear.

## 1.4 Multi-Class Classification

In addition to localization, the system should classify detected objects into specific PPE categories. Each detected object should be assigned a class label corresponding to the type of PPE it represents (e.g., helmet, vest, goggles). Multi-class classification enables the system to distinguish between different types of PPE items, facilitating targeted interventions and compliance monitoring based on specific safety protocols and requirements.

## 1.5 Image segmentation

It is all about breaking down a digital picture into various subsets. These groups are known as image segments, which simplifies processing. The problem begins to appear when it is segmented. For a human mind, it's not difficult because it can instinctively extract object information. Making a machine behave or act like our brain is a challenge. The machines or devices must be able to see and understand images as we do.

## 1.6 Image classification

It refers to associating one label or more labels to a given image. Classification is not easy. There are several roadblocks that may interfere when you classify them. Assigning the label to an image can have challenges related to variations. These can be like Scale Variation, View-Point Variation, Illumination, Object Detection, Object Localization.

## 1.7 Multiple Aspect Ratios and Spatial Sizes

The object may vary in size and ratio. Therefore, the detection algorithms find it tough to deal with these different scales and views. Issues like Intra-Class Variation, Viewpoint Variation, Occlusion, Deformation, Limited Data, Background Clutter.

## 1.8 Image Enhancement

This process really needs an intense focus on important features of an image. It is all because the image requires more brightness, or clear elements to appear as in X-ray films. In aerial photos, the edges or lines require sharpening for a crystal clear view of buildings or other objects.

Deep learning and computer vision can help in image recognition & then in its enhancement. This phase is extremely difficult to come across. It involves the image processing problem statement in recognition and seeing them through the computer vision.

## 1.9 Real-Time Monitoring

The system should support real-time monitoring of PPE compliance, enabling continuous assessment of workers' adherence to safety protocols. Detection results should be updated dynamically as new images or video frames are processed, providing instantaneous feedback to stakeholders. Real-time monitoring capabilities are essential for identifying potential safety risks and addressing non-compliance issues promptly, thereby mitigating the likelihood of workplace accidents and injuries.

### 1.10 User Interface

The system should feature a user-friendly interface for interacting with input data, visualization of detection results, and configuration of parameters. The interface should be intuitive and accessible to users with varying levels of technical expertise, facilitating seamless navigation and operation. Key features of the user interface include options for uploading images or video streams, viewing detection outputs, adjusting detection thresholds, and exporting analysis reports. Additionally, the interface should support customization of display settings and layouts to accommodate user preferences and workflow requirements.

### 1.11 Integration with Existing Systems

The system should be compatible with existing safety management systems and infrastructure commonly used in industrial settings. Integration interfaces and APIs should be provided to facilitate seamless communication and data exchange with external systems, such as enterprise resource planning (ERP) systems, safety compliance platforms, and surveillance networks. Interoperability with existing systems enables the seamless integration of PPE detection capabilities into established workflows and operational processes, enhancing overall safety management practices.

## 2. Non-Functional Requirements

### 2.1 Accuracy and Precision

The system should exhibit high accuracy and precision in PPE detection, minimizing false positives and false negatives. Detection performance should be evaluated using standard metrics such as precision, recall, and F1-score. To ensure reliable detection results, the system should undergo rigorous testing and validation across diverse datasets and operating conditions, accounting for variations in lighting, background clutter, and PPE configurations.

## 2.2 Speed and Efficiency

Real-time performance is essential for timely PPE monitoring and intervention. The system should be optimized for speed and efficiency, ensuring rapid processing of images or video frames without compromising accuracy. Utilizing optimized algorithms, hardware acceleration, and parallel processing techniques can enhance the system's computational efficiency and responsiveness, enabling seamless integration into operational workflows and decision-making processes.

## 2.3 Scalability

The system should be scalable to accommodate varying workloads and datasets of different sizes. Scalability considerations should encompass both computational resources and data storage capacity. By leveraging cloud computing resources and distributed storage solutions, the system can dynamically scale its processing capacity and storage infrastructure to handle increased demand and accommodate growing data volumes. Scalability testing should evaluate the system's ability to maintain performance and reliability under heavy workloads and during periods of peak usage.

## 2.4 Robustness and Resilience

The system should be robust to variations in lighting conditions, camera perspectives, and environmental factors. Robustness testing should simulate real-world scenarios and evaluate the system's performance under diverse operating conditions and potential failure scenarios. Additionally, the system should incorporate mechanisms for error detection and recovery, ensuring resilience to hardware failures, network interruptions, and other disruptive events. Robustness and resilience are critical for maintaining the system's effectiveness and availability in dynamic and unpredictable work environments.

## 2.5 Generalization

The system should generalize well to unseen environments, PPE configurations, and operational contexts. Generalization testing should assess the model's ability to detect PPE items accurately across different domains and datasets. By evaluating the system's performance on diverse test sets and benchmark datasets, researchers can validate its generalization capabilities and identify areas for improvement. Generalization is essential for ensuring the system's adaptability and effectiveness in real-world deployment scenarios, where environmental conditions and PPE configurations may vary significantly.

## 2.6 Security and Privacy

Data security and privacy are paramount considerations, particularly when handling sensitive information such as images or video streams from workplace environments. The system should incorporate robust security measures to protect against unauthorized access, data breaches, and malicious attacks. Security features such as encryption, access controls, and secure authentication mechanisms should be implemented to safeguard sensitive data and ensure compliance with data protection regulations. Additionally, the system should adhere to privacy best practices and guidelines for handling personally identifiable information (PII) and sensitive imagery, minimizing the risk of privacy violations and data misuse.

## 2.7 Adaptability and Customization

The system should be adaptable to specific industry requirements and use cases, allowing for customization of detection criteria and parameters. Configuration options should be provided to tailor the system's behavior to the unique needs of different stakeholders and applications. By enabling users to adjust detection thresholds, define custom PPE categories, and fine-tune model parameters, the system can accommodate diverse operational contexts and address specific safety compliance requirements. Adaptability and customization enhance the system's flexibility and usability, facilitating seamless integration into existing workflows and organizational processes.

## 2.8 Compliance and Regulations

Compliance with relevant regulatory standards and industry guidelines is essential for ensuring the system's legality and acceptance in the workplace. The system should adhere to applicable regulations governing PPE detection, data privacy, and occupational safety. Compliance features such as audit trails, compliance reporting, and regulatory compliance checks should be incorporated into the system to demonstrate adherence to regulatory requirements and facilitate regulatory compliance assessments. Additionally, the system should undergo regular audits and certifications to validate its compliance with industry standards and best practices, providing assurance to stakeholders and regulatory authorities.

## 3. SOFTWARE REQUIREMENTS SPECIFICATION DOCUMENT

### HARDWARE CONFIGURATION

Processor : Processor Intel CORE i3 and above  
Internet Connection: Existing telephone lines, Data card, Fiber net  
RAM : 4GB  
Camera : Cameras need to be installed at appropriate locations on the construction site to capture real-time video or images for PPE detection.

Storage Space : Adequate storage space is required to store the YOLOv5 codebase, training data, and trained model checkpoints.

## SOFTWARE CONFIGURATION

1. YOLOv5: The YOLOv5 object detection model, along with its dependencies, should be installed on the system for PPE detection.
2. Python: YOLOv5 is implemented using Python, so a compatible Python environment is necessary to run the model and related scripts.
3. Deep Learning Framework: PyTorch is the deep learning framework used by YOLOv5, so it needs to be installed to enable the model's training and inference capabilities.
4. Image Processing Libraries: Libraries such as OpenCV will be required for image manipulation, resizing, and pre-processing, essential for feeding images to the model.

## CHAPTER 4

### DESCRIPTION OF PROPOSED SYSTEM

The proposed system, "PPE Detection at Construction Sites," aims to revolutionize safety management in the construction industry. We envision an intelligent solution that harnesses cutting-edge technology, including computer vision and artificial intelligence, to monitor and enhance the usage of Personal Protective Equipment (PPE) among workers on construction sites. This system will operate by analyzing real-time video feeds from strategically positioned cameras across construction sites. It will accurately identify workers and assess whether they are wearing the required PPE, such as helmets, vests, goggles, gloves, and more. In cases of non-compliance, the system will trigger immediate alerts, ensuring that safety protocols are followed promptly.

Our proposed system is not just about preventing accidents; it's about creating a safety culture. By proactively monitoring PPE usage and engaging in real-time intervention, our goal is to minimize risks, reduce liability, and enhance regulatory compliance. We also aim to foster a workplace environment where safety is paramount, emphasizing the well-being of construction workers.

In summary, the "PPE Detection at Construction Sites" system is a comprehensive approach to safety management, leveraging state-of-the-art technology to safeguard the lives and health of those who work in the challenging and often hazardous construction industry. It represents a forward-thinking solution to the age-old problem of PPE compliance, with the potential to set new industry standards and improve the safety landscape for construction workers.



## 4.1 SELECTED METHODOLOGY OR PROCESS MODEL

The selected methodology for the "PPE Detection at Construction Sites" project involves a combination of computer vision, machine learning, and a holistic approach to ensure the accurate and real-time monitoring of Personal Protective Equipment (PPE) compliance on construction sites. Here's a detailed overview of our chosen methodology:

### 1. Data Collection:

For effective model training and validation, it's imperative to select diverse datasets that adequately represent the range of scenarios and conditions encountered in real-world industrial environments. Datasets should include images or video frames captured from various industries such as construction, manufacturing, mining, and healthcare. Additionally, datasets should account for variations in lighting conditions, camera perspectives, worker poses, and PPE configurations. Collaborating with industry partners and safety professionals can facilitate access to relevant datasets and ensure their suitability for training a robust detection model.

### 2. Data Annotation with Labelling:

Accurate annotation of PPE items within the collected datasets is crucial for training a reliable detection model. Annotation tasks involve delineating bounding boxes around each PPE item in the images or video frames and assigning corresponding class labels. To ensure annotation accuracy and consistency, it's advisable to employ annotation tools equipped with features for precise object outlining and labeling. Moreover, annotators should undergo training to familiarize themselves with PPE categories and annotation guidelines, minimizing errors and discrepancies in the annotated dataset.

### 3. Dataset Augmentation:

Dataset augmentation techniques play a vital role in enhancing the diversity and robustness of the training data. Augmentation methods such as random rotations, translations, flips, brightness adjustments, and color distortions can simulate various environmental conditions and augment the dataset with additional variations. Moreover, techniques like mixup augmentation and cutout augmentation can introduce synthetic data samples, further enriching the dataset and improving the model's generalization capabilities. Care should be taken to apply augmentation strategies judiciously, balancing data diversity with the risk of introducing unrealistic artifacts or biases.

### 4. Data Preprocessing:

Prior to model training, it's essential to preprocess the collected images and video frames to ensure consistency and compatibility with the chosen model architecture. Image preprocessing steps may include resizing images to a uniform resolution, converting images to a standardized

color space (e.g., RGB), and normalizing pixel values to a common scale. For video data, preprocessing involves extracting individual frames, applying image preprocessing techniques, and organizing frames into sequences for input to the model. Preprocessing tasks should be performed systematically and documented to maintain reproducibility and traceability throughout the development process.

## 5. Data Splitting:

Partitioning the annotated dataset into training, validation, and testing subsets is critical for model training, validation, and performance evaluation. The recommended split ratio typically ranges from 60-80% for training, 10-20% for validation, and 10-20% for testing, depending on the dataset size and complexity. Stratified sampling techniques may be employed to ensure balanced representation of PPE categories across the subsets. Additionally, techniques such as cross-validation or k-fold validation can be used to maximize data utilization and mitigate the risk of overfitting. It's essential to maintain the integrity of the dataset splits throughout the development lifecycle, avoiding data leakage and ensuring fair evaluation of model performance.

## 6. Data Normalization:

Data normalization is a critical preprocessing step that helps stabilize model training and improve convergence. Normalization techniques such as min-max scaling or z-score normalization are commonly applied to standardize feature values across the dataset. In the context of PPE detection, normalization may involve scaling pixel intensities to a predefined range (e.g., [0, 1]) or mean-centering and scaling pixel values to zero mean and unit variance. Normalization ensures that input data have consistent statistical properties, enabling the model to learn more effectively and generalize to unseen data. It's important to apply normalization consistently across training, validation, and testing data splits to maintain data consistency and facilitate model interpretation.

## 7. Model Development:

The choice of YOLO model architecture depends on the specific requirements and constraints of the PPE detection task. YOLO variants such as YOLOv3, YOLOv4, and YOLOv5 offer different trade-offs in terms of detection speed, accuracy, and model complexity. For real-time PPE detection applications, lightweight YOLO variants with optimized architectures and reduced computational overhead may be preferred. Conversely, for high-precision detection tasks requiring fine-grained localization of PPE items, more sophisticated YOLO variants with higher capacity and resolution may be warranted. Careful consideration should be given to balancing detection performance with computational efficiency to meet application requirements effectively.

## 8. Model Customization:

Customizing the selected YOLO model architecture to accommodate the detection of PPE items involves modifying model components such as the output layer, loss function, and input preprocessing pipeline. The output layer of the model is typically adapted to predict bounding boxes, confidence scores, and class probabilities for different PPE categories. Depending on the number of PPE classes, the output layer may need to be resized or adjusted accordingly. Additionally, the loss function used during training may be customized to optimize model performance for specific detection objectives, such as minimizing localization errors or improving class prediction accuracy. Preprocessing steps such as data augmentation and normalization are tailored to suit the characteristics of the input data and enhance the model's robustness and generalization capabilities.

## 9. Integration of Pre-Trained Weights:

The integration of pre-trained weights obtained from training on large-scale datasets (e.g., COCO dataset) can expedite model convergence and improve detection performance. Pre-trained weights serve as a starting point for fine-tuning the model on the annotated PPE dataset, leveraging knowledge transfer from related object detection tasks. During training, pre-trained weights are initialized for the backbone network layers, enabling the model to capture generic features relevant to object detection. Fine-tuning involves updating the model parameters using gradient descent optimization techniques, with the objective of adapting the model to the specific characteristics of the PPE detection task. Transfer learning from pre-trained models helps accelerate training convergence, reduce data requirements, and enhance the model's capacity to learn discriminative features for PPE detection.

## 10. Model Training:

Training parameters such as batch size, learning rate, optimizer, and regularization techniques significantly impact model convergence and performance. The batch size determines the number of samples processed in each training iteration, balancing computational efficiency with gradient accuracy. Larger batch sizes may accelerate training but risk convergence to suboptimal solutions or instability due to noisy gradients. The learning rate controls the magnitude of parameter updates during optimization and plays a crucial role in determining the rate of convergence. Adaptive learning rate schedulers such as cyclic learning rates or learning rate decay strategies may be employed to improve training stability and convergence speed. Additionally, regularization techniques such as dropout, weight decay, and batch normalization help prevent overfitting and improve model generalization.

## 11. Training Procedure:

The training procedure involves iteratively updating model parameters using annotated training data to minimize a predefined loss function. Training iterations consist of forward propagation, backward propagation, and parameter updates based on computed gradients. Training progresses through multiple epochs, with each epoch comprising a full pass through the training dataset. During training, performance metrics such as loss, accuracy, and mean Average Precision (mAP) are monitored to assess model convergence and detect potential issues such as overfitting or underfitting. Hyperparameters may be adjusted dynamically based on performance feedback from validation data, optimizing model performance and generalization capabilities. Early stopping criteria may be employed to halt training when performance improvements plateau or degradation is observed, preventing unnecessary computational overhead and resource consumption.

## 12. Evaluation on Validation Set:

The trained model is evaluated on the validation dataset to assess its detection performance, localization accuracy, and generalization capabilities. Evaluation metrics such as mAP, Intersection over Union (IoU), precision, recall, and F1-score provide quantitative measures of detection accuracy and localization precision. Performance metrics are computed for each PPE category separately, allowing for detailed analysis of detection performance across different classes. Visualization tools and qualitative analysis techniques are employed to inspect detection results, visualize bounding box predictions, and identify common failure modes or error patterns. Model performance on the validation set serves as a proxy for generalization to unseen data and informs decisions regarding model selection, hyperparameter tuning, and training strategy adjustments.

## 13. Model Evaluation:

Performance metrics are used to quantitatively assess the detection accuracy, localization precision, and class prediction capabilities of the trained model. Mean Average Precision (mAP) is a widely used metric that measures the average precision of object detection across different IoU thresholds. IoU (Intersection over Union) quantifies the overlap between predicted bounding boxes and ground truth annotations, providing a measure of localization accuracy. Precision, recall, and F1-score are computed for each class individually, enabling detailed analysis of detection performance across different PPE categories. Performance metrics are computed on both validation and testing datasets to ensure consistency and reliability of evaluation results. Model performance benchmarks are established based on industry standards, regulatory requirements, and stakeholder expectations, guiding decision-making regarding model deployment and acceptance criteria.

#### **14. Qualitative Analysis:**

Qualitative analysis complements quantitative evaluation by providing visual insights into the model's detection capabilities and failure modes. Visualization tools such as bounding box overlays, heatmaps, and class activation maps facilitate the inspection of detection results and highlight areas of improvement. Qualitative analysis involves visually inspecting sample images or video frames, assessing the correctness of detected PPE items, and identifying common errors or misclassifications. Anomalies or outliers in detection results are scrutinized to understand underlying causes and inform model refinement strategies. Feedback from qualitative analysis informs iterative model improvement cycles, guiding adjustments to training data, model architecture, or hyperparameters to address identified deficiencies and enhance detection performance.

#### **15. Model Deployment:**

The deployment environment for the PPE detection system should be carefully chosen to meet performance requirements, scalability considerations, and operational constraints. Deployment options range from cloud-based solutions to edge computing devices or dedicated hardware accelerators. Cloud-based deployment offers scalability, flexibility, and accessibility advantages but may incur latency and privacy concerns. Edge deployment minimizes data transmission overhead and enables real-time inference but may be limited by computational resources and power constraints. Hybrid deployment approaches that combine cloud and edge components offer a balance between scalability and responsiveness, catering to diverse deployment scenarios and use cases.

#### **16. Integration with Existing Systems:**

Seamless integration with existing safety management systems, surveillance infrastructure, and operational workflows is essential for maximizing the impact of the PPE detection system. Integration interfaces, APIs, and communication protocols are developed to facilitate data exchange and interoperability with external systems. Data synchronization mechanisms ensure consistency and integrity of PPE detection results across integrated platforms, enabling automated compliance monitoring and safety analytics. Integration efforts are guided by industry standards, interoperability requirements, and stakeholder feedback, fostering collaboration and synergy between different stakeholders and systems.

#### **17. Real-Time Monitoring:**

Real-time monitoring capabilities enable continuous assessment of PPE compliance and safety status in industrial settings. The deployed system monitors live video feeds from surveillance cameras or mobile devices, detecting PPE items in real-time and providing instant feedback to stakeholders. Alerts and notifications are triggered for non-compliance incidents or safety

violations, prompting timely interventions and corrective actions. Visualization dashboards and status indicators display real-time detection results, compliance metrics, and safety analytics, empowering stakeholders to make informed decisions and prioritize safety initiatives. Real-time monitoring enhances situational awareness, facilitates proactive risk management, and fosters a culture of safety in the workplace.

## 18. User Interface:

A user-friendly interface is developed to facilitate interaction with the PPE detection system, enabling stakeholders to access detection results, configure system parameters, and visualize safety analytics. The user interface features intuitive navigation, responsive design, and interactive elements tailored to the needs of different user roles and personas. Visualization tools such as heatmaps, trend charts, and safety scorecards provide actionable insights into PPE compliance trends, safety performance metrics, and incident analytics. User feedback mechanisms and usability testing are employed to iteratively refine the user interface, enhancing usability, accessibility, and user satisfaction. The user interface serves as a key touchpoint for stakeholders to engage with the PPE detection system, driving adoption, acceptance, and utilization across diverse industrial contexts.

## 19. Maintenance and Optimization:

Ongoing maintenance activities are essential for ensuring the continued reliability, performance, and relevance of the deployed PPE detection system. Maintenance tasks encompass software updates, bug fixes, performance monitoring, and system enhancements. Regular audits and reviews are conducted to assess system performance against defined benchmarks and stakeholder expectations. Continuous improvement initiatives focus on addressing user feedback, refining detection algorithms, and incorporating new features or capabilities to enhance system functionality. Maintenance efforts are guided by service level agreements (SLAs), key performance indicators (KPIs), and operational metrics, ensuring alignment with organizational goals and objectives.

## 20. Model Optimization:

Model optimization involves refining the PPE detection model based on ongoing performance monitoring, feedback analysis, and iterative improvement cycles. Optimization strategies may include fine-tuning model parameters, updating training data, adjusting hyperparameters, or exploring alternative architectures. Transfer learning techniques are employed to leverage knowledge from related domains or datasets, enhancing model generalization and robustness. Benchmarking experiments are conducted to evaluate the efficacy of optimization strategies and identify areas for further improvement. Model optimization is an iterative process driven by empirical experimentation, domain expertise, and stakeholder insights, aimed at continuously

enhancing detection accuracy, reliability, and usability.

## 21. Scalability and Flexibility:

Scalability and flexibility considerations ensure that the PPE detection system can adapt to evolving requirements, scale to accommodate growing data volumes, and integrate with emerging technologies and platforms. Scalability enhancements may involve optimizing model inference speed, leveraging distributed computing resources, or adopting cloud-native architectures. Flexible deployment options enable the system to operate across diverse environments, devices, and network conditions, ensuring accessibility and availability for users. Modular design principles and microservices architectures facilitate component reuse, extensibility, and interoperability, enabling seamless integration with third-party applications and services. Scalability and flexibility are essential for future-proofing the PPE detection system and maximizing its utility, relevance, and impact in dynamic industrial environments.

## 22. Real-Time Deployment:

Once the model is trained and achieves a satisfactory level of accuracy, it is deployed on construction sites. This deployment integrates the model with existing surveillance systems, IoT devices, and alerting mechanisms. The system processes real-time video feeds from cameras positioned across the construction site.

## 23. Real-Time PPE Detection:

The model continuously monitors construction workers, identifying PPE items such as helmets, vests, goggles, and gloves in real-time. It assesses compliance with safety regulations and flags non-compliance instances, generating immediate alerts when necessary.

## 24. Alerting and Reporting Mechanisms:

The system is equipped with alerting and reporting mechanisms to notify relevant personnel or management in the event of PPE non-compliance. These mechanisms can include email alerts, SMS notifications, or on-site alarms, based on the severity of the non-compliance.

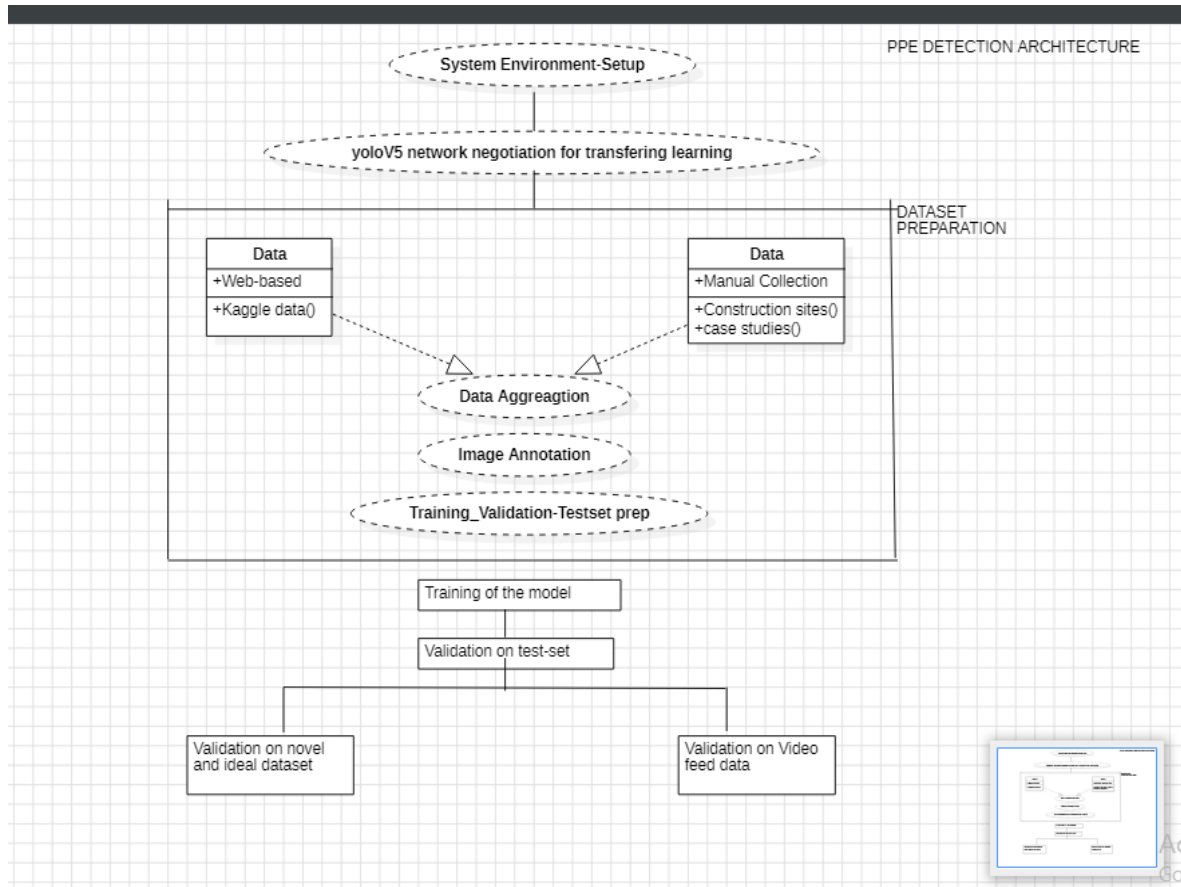
## 25. Continuous Improvement:

The methodology is designed to be iterative. We collect feedback from the real-world usage of the system, validate its performance, and make necessary adjustments. Additional annotated data and model retraining are part of the ongoing improvement process.

In conclusion, the selected methodology for "PPE Detection at Construction Sites" is a multi-faceted approach that blends data collection, model training, real-time deployment, and continuous improvement to create a robust and effective PPE detection system. This holistic

methodology is driven by cutting-edge technology and aims to set new standards for safety management in the construction industry while ensuring worker well-being and compliance with safety regulations.

## 4.2 ARCHITECTURE OF PROPOSED SYSTEM



**Fig 4.1: System Architecture**

The system architecture for "PPE Detection at Construction Sites" consists of three main components: data collection, model training, and real-time deployment. Data, including images and videos from construction sites, is collected and annotated. Machine learning models for object detection are trained on this data. Once trained, the models are deployed in real-time on construction sites, where they continuously analyze video feeds from surveillance cameras. Non-compliance with PPE usage triggers immediate alerts. The architecture is designed to ensure proactive safety management and compliance, with continuous improvement through feedback loops.



## 4.3 DESCRIPTION OF SOFTWARE FOR IMPLEMENTATION AND TESTING PLAN OF THE PROPOSED MODEL/SYSTEM

### DESCRIPTION OF PROGRAMMING LANGUAGES AND GUI

To implement and test the proposed "PPE Detection at Construction Sites" model/system, we will use a combination of software tools and frameworks to cover different stages of the project. Here's a description of the key software components:

1. Python: Python is the primary programming language for this project, given its extensive support for machine learning and computer vision libraries. We'll use Python to develop and implement the system.
2. OpenCV: OpenCV (Open Source Computer Vision Library) is an essential open-source tool for image and video analysis. It provides functions for image preprocessing, object detection, and more, making it a cornerstone of our implementation.
3. TensorFlow or PyTorch: These deep learning frameworks are fundamental for training and deploying machine learning models. TensorFlow and PyTorch offer various pre-trained models for object detection, which we can fine-tune for our specific PPE detection task.
4. Labellmg: As mentioned earlier, Labellmg will be used for data annotation, allowing our team to create accurately labeled datasets for model training.
5. Real-Time Video Streaming Tools: We'll need software to manage real-time video feeds from surveillance cameras. This could involve using tools like FFmpeg or GStreamer to handle video streaming and processing.
6. Alerting and Reporting Software: For the alerting and reporting mechanisms, we may use email notification systems or messaging platforms like Twilio for SMS alerts. These tools will be integrated into our system to deliver timely notifications in the case of PPE non-compliance.

## Testing Plan:

To ensure the reliability, accuracy, and robustness of our "PPE Detection at Construction Sites" system, a comprehensive testing plan will be executed. The plan encompasses several phases:

1. **Unit Testing:** Individual components, such as image preprocessing, model training, and alerting mechanisms, will undergo rigorous unit testing to verify their correctness.
2. **Integration Testing:** We will assess how well the different software components work together. This phase ensures the system can process data from various sources, analyze it, and generate alerts seamlessly.
3. **Model Testing:** The machine learning model's performance will be evaluated using diverse datasets, measuring its accuracy, precision, recall, and F1 score. Testing will include scenarios with challenging lighting conditions and occlusions.
4. **Real-World Simulation:** In a controlled environment resembling construction sites, we will simulate PPE compliance and non-compliance scenarios. The system will be tested in real-time to evaluate its response and alerting accuracy.
5. **User Acceptance Testing (UAT):** Involving actual construction site personnel, UAT assesses the system's usability and effectiveness in real-world settings. User feedback will inform refinements and adjustments.
6. **Scalability and Performance Testing:** We will test the system's performance and scalability to ensure it can handle large datasets and multiple surveillance cameras across various construction sites.
7. **Security and Privacy Assessment:** A thorough evaluation of data security and privacy considerations will be conducted to ensure compliance with relevant regulations and best practices.
8. **Continuous Monitoring and Feedback:** After deployment, the system will be subject to continuous monitoring, and feedback from users and site managers will be used to make ongoing improvements.

Our testing plan is designed to verify that the proposed system not only meets its functional requirements but also performs effectively in real-world construction site environments, enhancing safety and PPE compliance while respecting privacy and security constraints.

CHAPTER 5

CONCLUSION AND RESULT

Result:

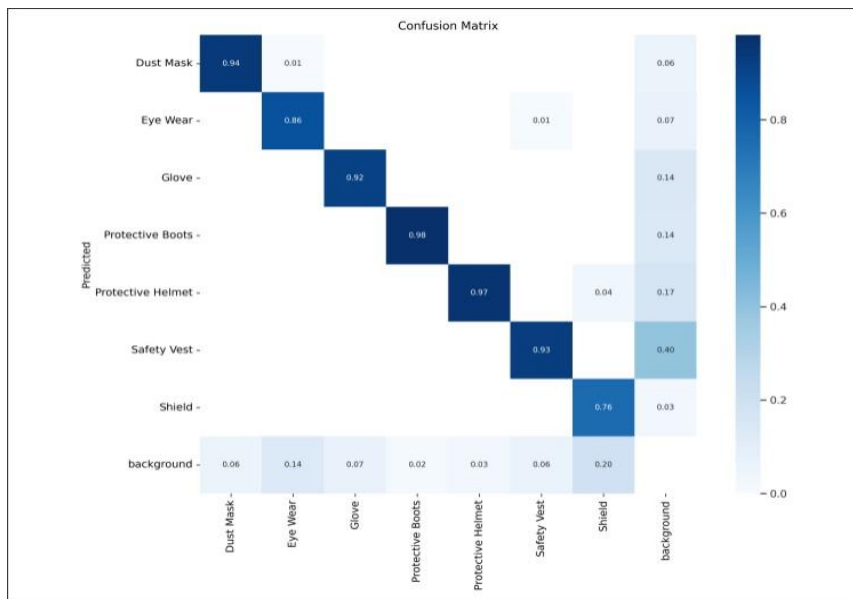


Fig. 5.1: Training results (Confusion Matrix)

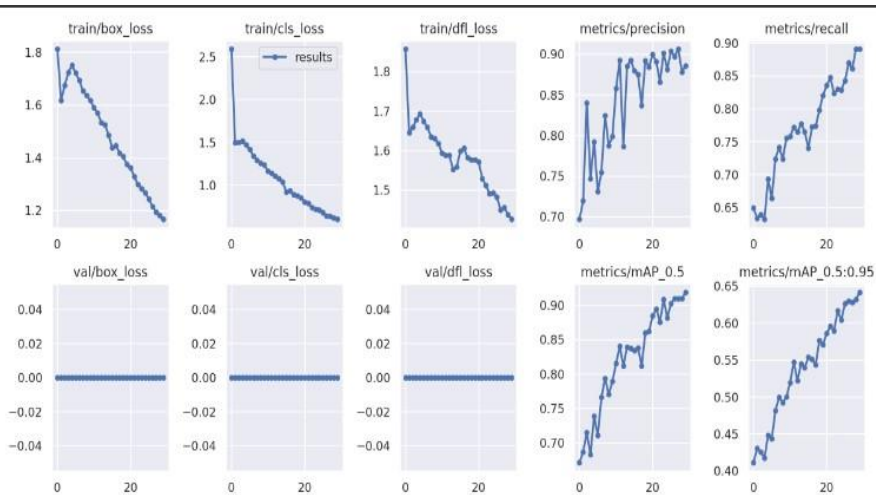


Fig. 5.2 : Training results (Finetuning)



Fig. 5.3 : Picture showing the detected PPE equipments



Fig. 5.4: Picture showing the detected PPE Glove

## Conclusion:

Safety has always been a paramount concern in the construction industry. Despite numerous regulations and protocols, ensuring the proper usage of Personal Protective Equipment (PPE) remains a challenge. The "PPE Detection at Construction Sites" project emerges as a beacon of hope, leveraging cutting-edge technology to tackle this persistent issue. In this comprehensive exploration, we delve deeper into the multifaceted impact of this innovative system, its underlying technologies, proactive measures, continuous improvement ethos, and the broader implications for safety management within the construction sector.

Beyond its technological prowess, the PPE detection system embodies a broader vision of promoting safety culture within the construction industry. By instilling a sense of responsibility and accountability among workers, it catalyzes a fundamental shift in mindset towards prioritizing safety above all else. Furthermore, by streamlining compliance efforts and minimizing the burden of manual oversight, the system allows construction firms to allocate resources more efficiently, thereby enhancing productivity and profitability.

The system's real-time monitoring capabilities enable supervisors to intervene promptly in the event of PPE non-compliance, mitigating risks and preventing accidents before they occur. This proactive approach not only safeguards the well-being of workers but also shields construction firms from potential legal liabilities and financial repercussions. Moreover, by demonstrating a commitment to safety excellence, companies can enhance their reputation, attract top talent, and secure lucrative contracts in an increasingly competitive marketplace.

The "PPE Detection at Construction Sites" project represents a significant step forward in ensuring the safety and well-being of construction workers. As the construction industry grapples with the persistent challenges of PPE compliance, our innovative system, built on cutting-edge technology, promises to make a substantial impact.

Throughout the project, we've integrated computer vision, machine learning, and real-time monitoring to develop a robust system capable of detecting and evaluating PPE usage. By doing so, we're not merely addressing a compliance issue; we're fostering a culture of safety within construction sites.

Our system's real-time alerts and proactive measures are poised to mitigate risks, prevent accidents, reduce liability, and enhance compliance with regulatory standards. It represents a new paradigm in safety management, setting higher benchmarks for the construction industry.

However, our commitment to improvement doesn't end here. We recognize the dynamic nature of construction environments and the evolving landscape of technology. We are dedicated to continuous refinement, guided by feedback and evolving industry standards, to ensure that our system remains effective and adaptive.

In conclusion, the "PPE Detection at Construction Sites" project is not just about technology; it's about protecting lives and livelihoods. It underscores the profound potential of innovation to revolutionize safety practices. We believe that by embracing this vision and remaining steadfast in our commitment to worker safety, we can reshape the construction industry and contribute to a safer and more secure future for all.

## RECOMMENDATIONS FOR FUTURE RESEARCH

While our project has made significant strides in the domain of PPE detection using the YOLO model, there are several avenues for future research and development that warrant exploration. By addressing these areas, researchers and practitioners can further advance the state-of-the-art in automated PPE detection, ultimately enhancing workplace safety and compliance monitoring across diverse industries.

### 1. Enhanced Model Performance

Despite the impressive performance of our custom YOLO model in detecting PPE, there is room for improvement in terms of accuracy, robustness, and generalization capabilities. Future research efforts could focus on refining the model architecture, optimizing hyperparameters, and exploring advanced training techniques to achieve higher detection accuracy and reliability. Additionally, investigating strategies for handling challenging scenarios such as occlusions, varying lighting conditions, and complex backgrounds could further enhance the model's performance in real-world environments.

### 2. Multi-Modal PPE Detection

Expanding beyond visual data, future research could explore the integration of multi-modal sensor data for comprehensive PPE detection. By combining information from sources such as thermal imaging, depth sensors, and wearable devices, researchers can develop more robust and context-aware PPE detection systems. These multi-modal approaches could offer additional insights into PPE usage patterns and facilitate more accurate detection under challenging conditions, such as low visibility environments or situations involving obscured visual cues.

### 3. Real-Time Monitoring and Feedback

Efforts to develop real-time monitoring systems capable of providing immediate feedback to workers regarding their PPE compliance status represent a promising avenue for future research. By leveraging advancements in edge computing, wireless communication technologies, and wearable devices, researchers can create intelligent PPE monitoring solutions that offer timely alerts and guidance to workers in the field. These systems could not only enhance compliance with safety protocols but also facilitate proactive interventions to prevent potential hazards before they occur.

#### **4. Semi-Supervised and Self-Supervised Learning**

Exploring semi-supervised and self-supervised learning techniques holds great promise for leveraging unlabeled data to improve PPE detection models. By capitalizing on large-scale datasets with limited or partial annotations, researchers can develop more efficient training strategies that require fewer labeled examples while still achieving high performance. Additionally, self-supervised learning approaches, which leverage pretext tasks to learn meaningful representations from unlabeled data, could enhance the model's ability to generalize to unseen environments and novel PPE configurations.

#### **5. Adaptive and Transferable Models**

Investigating methods for creating adaptive and transferable PPE detection models capable of generalizing across different industries, settings, and geographical regions is essential for scaling the deployment of such systems. By designing models that can adapt to diverse environmental conditions and PPE variations, researchers can ensure the versatility and applicability of PPE detection solutions across various domains. Moreover, exploring techniques for transfer learning and domain adaptation could facilitate the seamless deployment of pre-trained models in new environments with minimal retraining effort.

#### **6. Ethical and Societal Implications**

As PPE detection systems become more pervasive in industrial settings, it is crucial to consider the ethical and societal implications of their deployment. Future research should prioritize addressing issues related to privacy, data security, algorithmic bias, and worker autonomy to ensure that PPE detection technologies are developed and deployed responsibly. By incorporating principles of fairness, transparency, and accountability into the design and implementation of PPE detection systems, researchers can mitigate potential risks and foster trust among stakeholders.

#### **7. User-Centered Design and Human Factors**

Understanding the perspectives and needs of end-users, including workers, safety professionals, and regulatory agencies, is paramount for the successful adoption of PPE detection technologies. Future research should embrace principles of user-centered design and human factors engineering to create intuitive, user-friendly interfaces and systems that seamlessly integrate into existing workflows. By actively involving stakeholders in the design and evaluation process, researchers can ensure that PPE detection solutions are aligned with user expectations, preferences, and operational requirements.

## 8. Longitudinal Studies and Real-World Deployment

Conducting longitudinal studies and field trials to assess the long-term effectiveness and impact of PPE detection technologies in real-world settings is essential for validating their utility and identifying areas for improvement. Future research efforts should prioritize collaborating with industry partners to deploy and evaluate PPE detection systems in diverse operational contexts, gathering feedback from end-users, and monitoring key performance metrics over extended periods. By empirically validating the efficacy and feasibility of PPE detection solutions in real-world environments, researchers can pave the way for their widespread adoption and integration into occupational safety practices.

### REFERENCES

1. Deng, J., et al. (2009). ImageNet Large Scale Visual Recognition Challenge. In Proceedings of the IEEE Conference on Computer Vision and Pattern Recognition, 248-255.
2. Redmon, J., & Farhadi, A. (2018). YOLOv3: An Incremental Improvement. arXiv preprint arXiv:1804.02767.
3. He, K., et al. (2016). Deep Residual Learning for Image Recognition. In Proceedings of the IEEE Conference on Computer Vision and Pattern Recognition, 770-778.
4. OpenCV: Open Source Computer Vision Library. (<https://opencv.org/>)
5. TensorFlow: An open-source machine learning framework. (<https://www.tensorflow.org/>)
6. PyTorch: An open source machine learning framework. (<https://pytorch.org/>)
7. LabelImg: An open source graphical image annotation tool. (<https://github.com/tzutalin/labelImg>)
8. GStreamer: Open-source multimedia framework. (<https://gstreamer.freedesktop.org/>)
9. FFmpeg: Multimedia framework for handling multimedia data. (<https://www.ffmpeg.org/>)
10. Twilio: Cloud communications platform for SMS alerts. (<https://www.twilio.com/>)
11. Iandola, F. N., et al. (2016). SqueezeNet: AlexNet-level accuracy with 50x fewer parameters and <0.5MB model size. arXiv preprint arXiv:1602.07360.
12. Liu, W., et al. (2016). SSD: Single Shot MultiBox Detector. In European Conference on Computer Vision, 21-37.



## APPENDIX

## A. SOURCE CODE

```
!pip install super-gradients
!pip install imutils
!pip install roboflow
!pip install pytube --upgrade

from super_gradients.training import Trainer
from super_gradients.training import dataloaders
from super_gradients.training.dataloaders.dataloaders import coco_detection_yolo_format_train,
coco_detection_yolo_format_val
from IPython.display import clear_output
from super_gradients.training.losses import PPYOloELoss
from super_gradients.training.metrics import DetectionMetrics_050
from super_gradients.training.models.detection_models.pp_yolo_e import
PPYOloEPostPredictionCallback
from super_gradients.training import models
CHECKPOINT_DIR = 'checkpoints2'
trainer = Trainer(experiment_name='ppe_yolonas_run2', ckpt_root_dir=CHECKPOINT_DIR)

!pip install roboflow
from roboflow import Roboflow
rf = Roboflow(api_key="luYv6KOKs5p62rFSLvGa")
project = rf.workspace("objet-detect-yolov5").project("eep_detection-u9bbd")
dataset = project.version(1).download("yolov5")

dataset_params = {
    'data_dir': '/content/EEP_Detection-1',
    'train_images_dir': 'train/images',
    'train_labels_dir': 'train/labels',
    'val_images_dir': 'valid/images',
    'val_labels_dir': 'valid/labels',
    'test_images_dir': 'test/images',
    'test_labels_dir': 'test/labels',
    'classes': ['Protective Helmet', 'Shield', 'Jacket', 'Dust Mask', 'Eye Wear', 'Glove', 'Protective
Boots']
}

train_data = coco_detection_yolo_format_train(
    dataset_params={
        'data_dir': dataset_params['data_dir'],
        'images_dir': dataset_params['train_images_dir'],
        'labels_dir': dataset_params['train_labels_dir'],
        'classes': dataset_params['classes']
    },
    dataloader_params={
        'batch_size': 16,
        'num_workers': 2
    }
)

val_data = coco_detection_yolo_format_val(
    dataset_params={
        'data_dir': dataset_params['data_dir'],
        'images_dir': dataset_params['val_images_dir'],
```

```

    'labels_dir': dataset_params['val_labels_dir'],
    'classes': dataset_params['classes']
  },
  dataloader_params={
    'batch_size':16,
    'num_workers':2
  }
)
test_data = coco_detection_yolo_format_val(
  dataset_params={
    'data_dir': dataset_params['data_dir'],
    'images_dir': dataset_params['test_images_dir'],
    'labels_dir': dataset_params['test_labels_dir'],
    'classes': dataset_params['classes']
  },
  dataloader_params={
    'batch_size':16,
    'num_workers':2
  }
)

clear_output()

train_data.dataset.transforms

train_data.dataset.dataset_params['transforms'][1]

train_data.dataset.dataset_params['transforms'][1]['DetectionRandomAffine']['degrees'] = 10.42

train_data.dataset.plot()

model = models.get('yolo_nas_s', num_classes=len(dataset_params['classes']),
pretrained_weights="coco" )

train_params = {
  # ENABLING SILENT MODE
  'silent_mode': True,
  "average_best_models":True,
  "warmup_mode": "linear_epoch_step",
  "warmup_initial_lr": 1e-6,
  "lr_warmup_epochs": 3,
  "initial_lr": 5e-4,
  "lr_mode": "cosine",
  "cosine_final_lr_ratio": 0.1,
  "optimizer": "Adam",
  "optimizer_params": {"weight_decay": 0.0001},
  "zero_weight_decay_on_bias_and_bn": True,
  "ema": True,
  "ema_params": {"decay": 0.9, "decay_type": "threshold"},
  # ONLY TRAINING FOR 10 EPOCHS FOR THIS EXAMPLE NOTEBOOK
  "max_epochs": 10,
  "mixed_precision": True,
  "loss": PPYOloELoss(
    use_static_assigner=False,
    # NOTE: num_classes needs to be defined here
    num_classes=len(dataset_params['classes']),
    reg_max=16
  )
}

```

```

),
"valid_metrics_list": [
    DetectionMetrics_050(
        score_thres=0.1,
        top_k_predictions=300,
        # NOTE: num_classes needs to be defined here
        num_cls=len(dataset_params['classes']),
        normalize_targets=True,
        post_prediction_callback=PPYoloEPostPredictionCallback(
            score_threshold=0.01,
            nms_top_k=1000,
            max_predictions=300,
            nms_threshold=0.7
        )
    )
],
"metric_to_watch": 'mAP@0.50'
}

```

```

!gdown "https://drive.google.com/uc?id=1crFwrpMF1OlaJ0ZCZjBNRo9llLEVR8VQ&confirm=t"
!gdown "https://drive.google.com/uc?id=1cTIBNQ1R_7JAOURVv9cJ6P935ym_IkZ0&confirm=t"
!gdown "https://drive.google.com/uc?id=1256pNK0nQnEDT6FRLQAraTRkOY7BSprq&confirm=t"
!gdown "https://drive.google.com/uc?id=15D71z_g8uxZfXSx2ya3sy4n2-eg53meH&confirm=t"
!gdown "https://drive.google.com/uc?id=1iYW9ZAsYAaHkWZhFVwQh_ch41TMt30-Q&confirm=t"

```

```

trainer.train(model=model,
              training_params=train_params,
              train_loader=train_data,
              valid_loader=val_data)

```

```

best_model = models.get('yolo_nas_s',
                       num_classes=len(dataset_params['classes']),

```

```

checkpoint_path="/content/checkpoints2/ppe_yolonas_run2/RUN_20240210_101715_717169/ck
pt_best.pth")

```

```

trainer.test(model=best_model,
             test_loader=test_data,
             test_metrics_list=DetectionMetrics_050(score_thres=0.1,
                                                    top_k_predictions=300,
                                                    num_cls=len(dataset_params['classes']),
                                                    normalize_targets=True,

```

```

post_prediction_callback=PPYoloEPostPredictionCallback(score_threshold=0.01,
                                                         nms_top_k=1000,
                                                         max_predictions=300,
                                                         nms_threshold=0.7)
))

```

```

img_url = '/content/EEP_Detection-
1/valid/images/20220721_161927_jpg.rf.56b8fd236d16af66703544bae6fb6d14.jpg'
best_model.predict(img_url).show()

```

```

input_video_path = f"/content/demonew.mp4"
output_video_path = "detections.mp4"

```

```

import torch

```

```
device = 'cuda' if torch.cuda.is_available() else "cpu"
```

```
best_model.to(device).predict(input_video_path).save(output_video_path)
```

```
!rm '/content/result_compressed.mp4'
```

```
from IPython.display import HTML
```

```
from base64 import b64encode
```

```
import os
```

```
# Input video path
```

```
save_path = '/content/detections.mp4'
```

```
# Compressed video path
```

```
compressed_path = "/content/result_compressed.mp4"
```

```
os.system(f"ffmpeg -i {save_path} -vcodec libx264 {compressed_path}")
```

```
# Show video
```

```
mp4 = open(compressed_path,'rb').read()
```

```
data_url = "data:video/mp4;base64," + b64encode(mp4).decode()
```

```
HTML("""
```

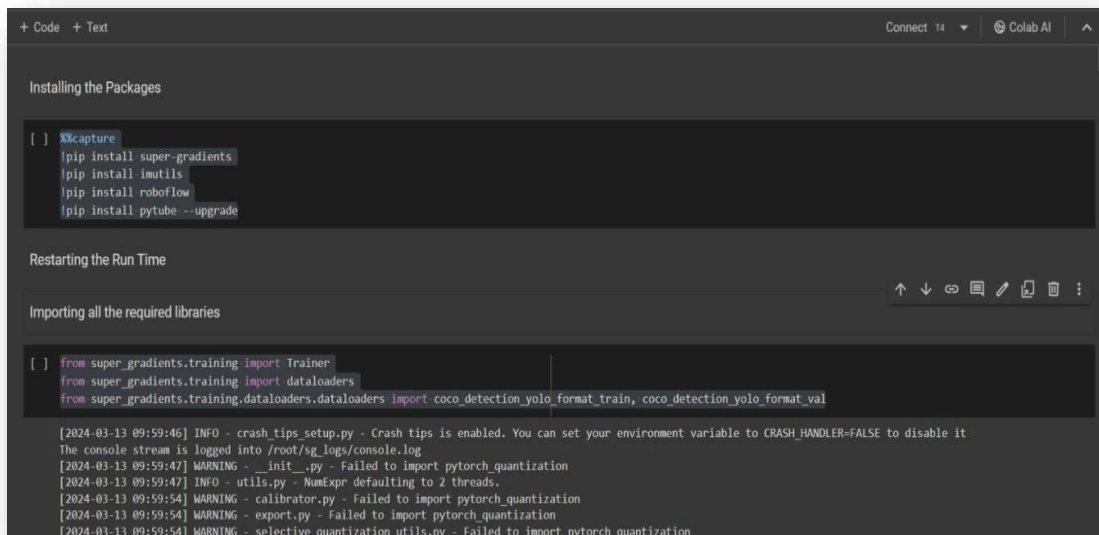
```
<video width=400 controls>
```

```
<source src="%s" type="video/mp4">
```

```
</video>
```

```
""") % data_url)
```

## B. SCREENSHOTS



```
+ Code + Text Connect T4 Colab AI ^

Installing the Packages

[ ] %capture
| pip install super-gradients
| pip install imutils
| pip install roboflow
| pip install pytube --upgrade

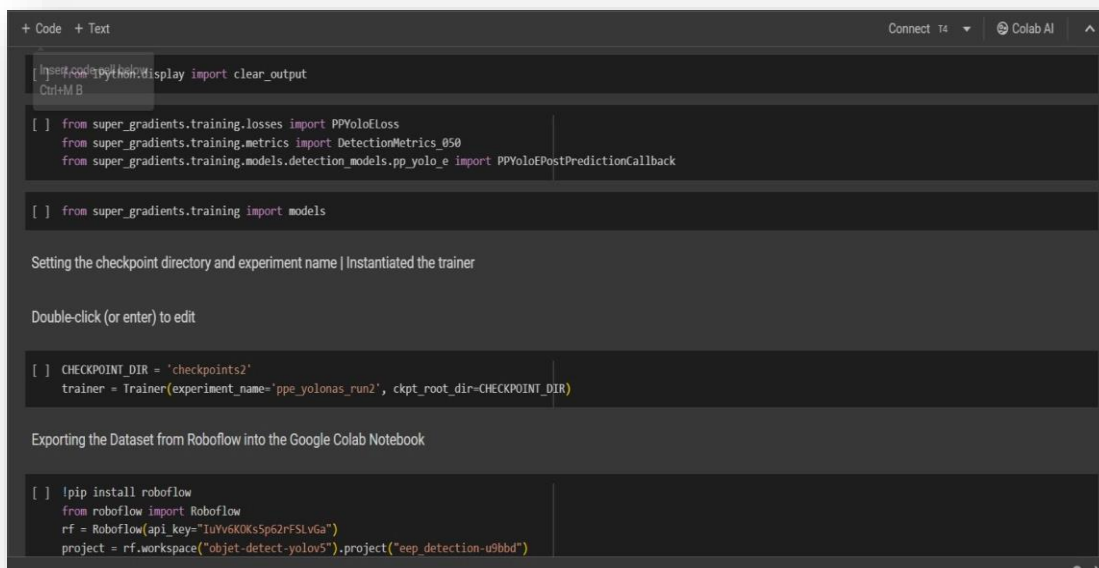
Restarting the Run Time

Importing all the required libraries

[ ] from super_gradients.training import Trainer
| from super_gradients.training import dataloaders
| from super_gradients.training.dataloaders.dataloaders import coco_detection_yolo_format_train, coco_detection_yolo_format_val

[2024-03-13 09:59:46] INFO - crash_tips.setup.py - Crash tips is enabled. You can set your environment variable to CRASH_HANDLER=FALSE to disable it
The console stream is logged into /root/sg_logs/console.log
[2024-03-13 09:59:47] WARNING - __init__.py - Failed to import pytorch quantization
[2024-03-13 09:59:47] INFO - utils.py - NumExpr defaulting to 2 threads.
[2024-03-13 09:59:54] WARNING - calibrator.py - Failed to import pytorch quantization
[2024-03-13 09:59:54] WARNING - export.py - Failed to import pytorch quantization
[2024-03-13 09:59:54] WARNING - selective_quantization_utils.py - Failed to import pytorch quantization
```

**Fig. B.1: Importing Required Libraries**



```
+ Code + Text Connect T4 Colab AI ^

[ ] !pip install pytorch_display import clear_output
| Ctrl+M B

[ ] from super_gradients.training.losses import PPyoloLoss
| from super_gradients.training.metrics import DetectionMetrics_050
| from super_gradients.training.models.detection_models.pp_yolo_e import PPyoloPostPredictionCallback

[ ] from super_gradients.training import models

Setting the checkpoint directory and experiment name | Instantiated the trainer

Double-click (or enter) to edit

[ ] CHECKPOINT_DIR = 'checkpoints2'
| trainer = Trainer(experiment_name='ppe_yolonas_run2', ckpt_root_dir=CHECKPOINT_DIR)

Exporting the Dataset from Roboflow into the Google Colab Notebook

[ ] !pip install roboflow
| from roboflow import Roboflow
| rf = Roboflow(api_key="IUYv6KOKsSp62rFSLV6a")
| project = rf.workspace("objct-detect-yolov5").project("eep_detection-u9bbd")
```

**Fig. B.2: Importing the Dataset**

```
+ Code + Text Connect T4 Colab AI
[] dataset_params = {
  'data_dir': '/content/EEP_Detection-1',
  'train_images_dir': 'train/images',
  'train_labels_dir': 'train/labels',
  'val_images_dir': 'valid/images',
  'val_labels_dir': 'valid/labels',
  'test_images_dir': 'test/images',
  'test_labels_dir': 'test/labels',
  'classes': ['Protective Helmet', 'Shield', 'Jacket', 'Dust Mask', 'Eye Wear', 'Glove', 'Protective Boots']
}

Pass the values for dataset_params into the dataset_params argument as shown below.

[] train_data = coco_detection_yolo_format_train(
  dataset_params={
    'data_dir': dataset_params['data_dir'],
    'images_dir': dataset_params['train_images_dir'],
    'labels_dir': dataset_params['train_labels_dir'],
    'classes': dataset_params['classes']
  },
  dataloader_params={
    'batch_size': 16,
    'num_workers': 2
  }
)


val_data = coco_detection_yolo_format_val(
  dataset_params={
    'data_dir': dataset_params['data_dir'],
```

**Fig. B.3: Loading the dataset parameters**

```
+ Code + Text Connect T4 Colab AI
[] train_data.dataset.dataset_params['transforms'][1]['DetectionRandomAffine']['degrees'] = 10.42

Plotting a batch of training data with their augmentations applied to see what they look like

[] train_data.dataset.plot()
```



**Fig. B.4: Plotting a batch of training data with their augmentations applied**